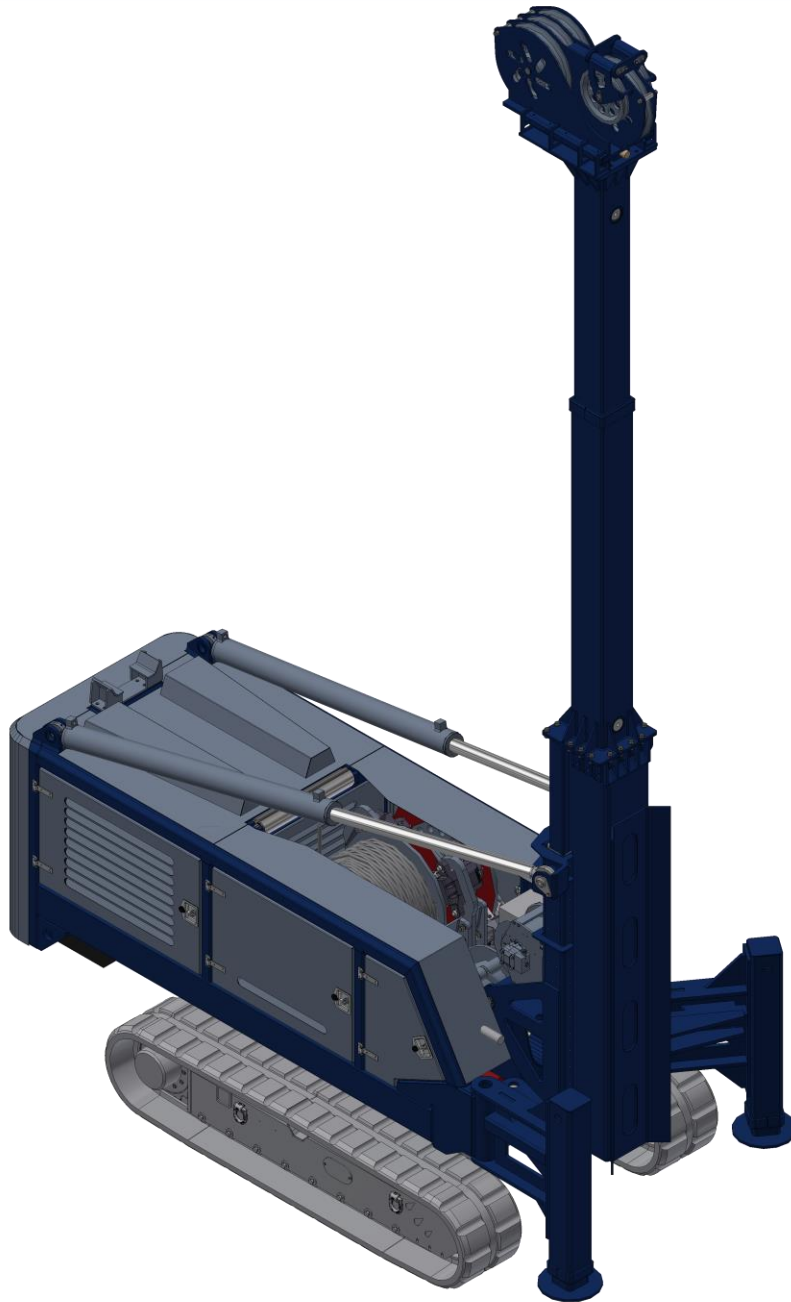


INPIEQ

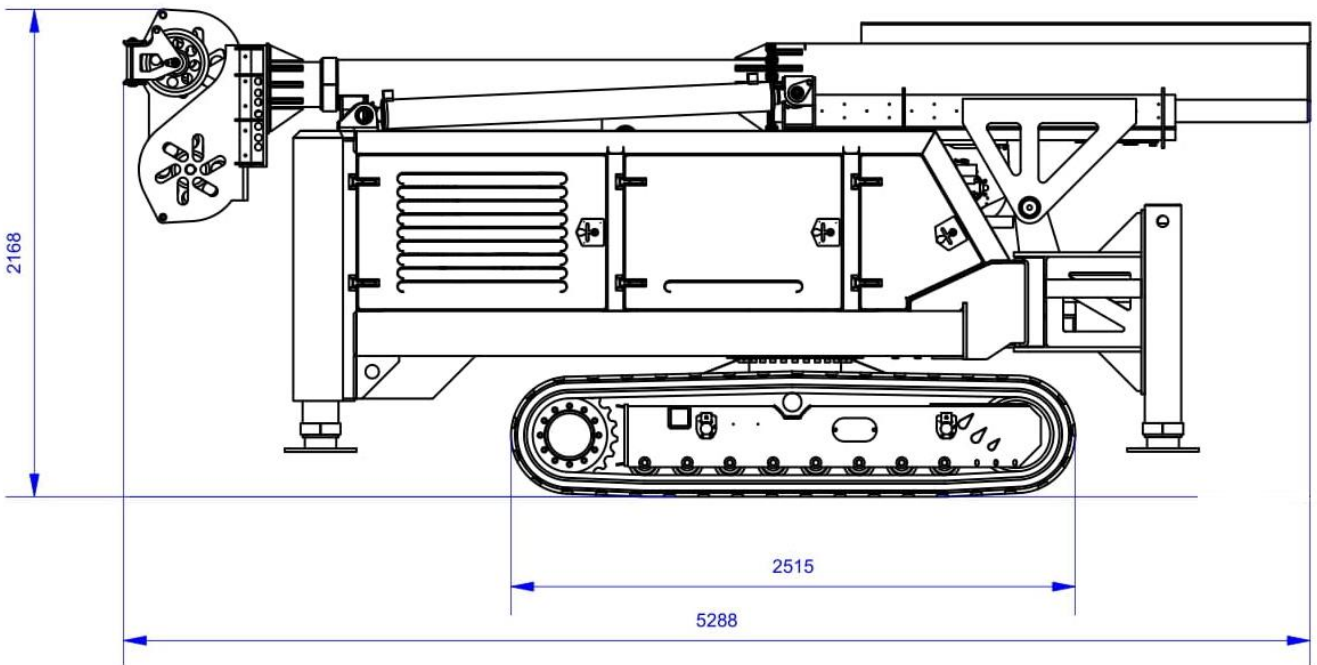
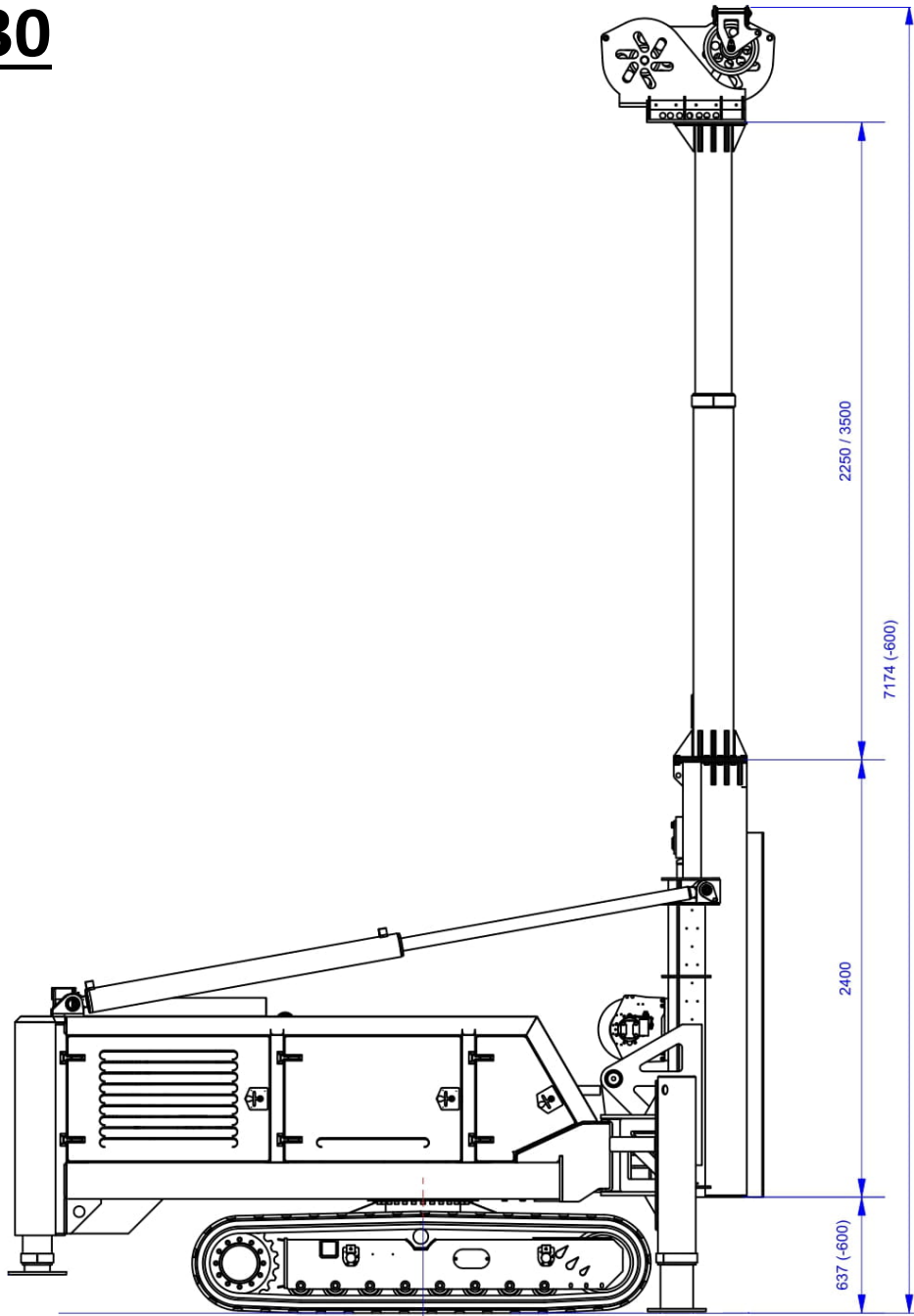
MACHINE line



Why:

- Smart, clear and compact construction
- Modular construction allowing for various options
- Clear and simple operation
- Thinking about personal issues

IFP-30



Maten / Dimensions			IFP30
Lengte / Length	mm	Max	4300
Breedte / Width	mm	Max	1750
Hoogte / Height	mm	Max	7175
Gewicht / Weight incl ballast	kg	Max	10500
Max. voorover / Max rake forwards			8°
Max. achterover / Max rake backwards			20°

Maten / Dimensions transport			IFP30
Lengte / Length	mm	Max	5290
Breedte / Width	mm	Max	1250
Hoogte / Height	mm	Max	2170
Gewicht / Weight incl ballast	kg	Max	10500

Aandrijving / Power train			IFP30
Engine power Electrical / Diesel	kW		60

Lieren / Winches			IFP30
Hei lier / Piling winch	kN		30
Besturing heilier / Control system piling winch			Manual / Automatic
Hulplier 1 / Servicewinch 1	kN		18
Hulplier 2 (optioneel) / Service winch 2 (optinal)	kN		30

Opties:

Afstandbediening
 Paal registratie systeem
 2de hulplier
 Hydraulisch uitschuifbare makelaar
 Paal armen
 Diagnose systeem via modem
 Hydraulisch verstelbare stempels voor
 Ingebouwd lasapparaat

Options:

Remote control
 Data system to monitor the process
 2nd auxiliary winch
 hydraulic telescopic leader
 Spotter
 Remote diagnostics via modem
 Hydraulic adjustable front supports
 Integrated welding machine

INPIEQ,

Inpieq, your partner for foundation machines and associated equipment. In recent years INPIEQ has grown into a recognized provider of service, maintenance and further development of your machinery. With its own line of its own products.

Contact:

Liberatorstraat 3
4651SC Steenbergen
Nederland

T: +31 (0)164 687 740

I: info@inpieq.nl

W: www.inpieq.nl

We do not accept any responsibility for errors or omissions in this publication or other documents referred to by or linked to this publication. Please contact us for more information before relying on any information contained herein.